







Timetable for (Rhine-Main)



Rotterdam Service



Import	Terminals / Sheds	Terminals / Sheds with minimum 20 ctr	Port name (Rotterdam)	Port name (Bonn)	Port name (Koblenz)	Port name (Gustavsburg)	Port name (Frankfurt West)	Port name (Frankfurt Ost)
	DDE, DDN, APMTR, APMTII, EMX, RWG, Kramer Delta		Mo / Tu	Th		Fr	Fr	Fr
	DDE, DDN, APMTR, APMTII, EMX, RWG, Kramer Delta		Fr	Mo	Mo			
	DDE, DDN, APMTR, APMTII, EMX, RWG, Kramer Delta		Fr			Mo	Mo	Mo

Export	Port name (Frankfurt Ost)	Port name (Frankfurt West)	Port name (Gustavsburg)	Port name (Koblenz)	Port name (Bonn)	Port name (Rotterdam)	Terminals / Sheds
	Mo	Mo	Tu	Tu		Fr	DDE, DDN, APMTR, APMTII, EMX, RWG, Kramer Delta
				Mo	Tu	Fr	DDE, DDN, APMTR, APMTII, EMX, RWG, Kramer Delta
	Fr	Fr	Fr	Sa	Sa	Mo	DDE, DDN, APMTR, APMTII, EMX, RWG, Kramer Delta

Timetable for (Rhine-Main)

Antwerp Service

Import	Terminals / Sheds	Port name (Antwerp)	Port name (Bonn)	Port name (Koblenz)	Port name (Gustavsburg)	Port name (Frankfurt West)	Port name (Frankfurt Ost)
	869, 913, 1700, 1718, 1742		Mo	Fr	Fr	Sa	
	869, 913, 1700, 1718, 1742		Fr			Mo	Mo

Export	Port name (Frankfurt Ost)	Port name (Frankfurt West)	Port name (Gustavsburg)	Port name (Koblenz)	Port name (Bonn)	Port name (Antwerp)	Terminals / Sheds
	Mo	Mo	Tu			Fr	869, 913, 1700, 1718, 1742
				Fr	Fr	Mo	869, 913, 1700, 1718, 1742